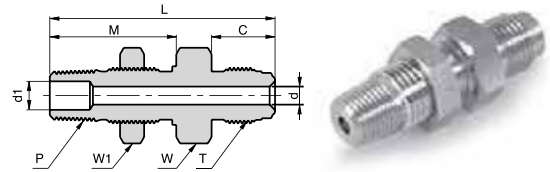


BCM

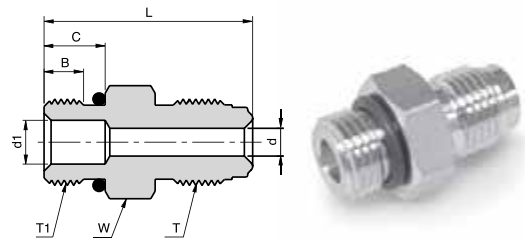
**MALE TO NPT  
BULKHEAD CONNECTOR**



Ordering Information	Face Seal Size	L		C		d		M		d1		W	W1	T Thread Size	P NPT-M	Panel hole drill Size
	inch	mm	inch	mm	inch	mm	inch	mm	inch	mm	inch	inch	inch	inch	inch	inch
P-BCM 1/4 X 1/4	1/4	56.1	2.21	15.8	0.62	4.6	0.18	31.5	1.24	7.1	0.28	13/16	13/16	9/16 -18	1/4	19/32
P-BCM 1/2 X 1/4	1/2	59.4	2.34	17.8	0.70	10.2	0.40	31.5	1.24	7.1	0.28	15/16	13/16	7/8 -14	1/4	19/32

CMOB

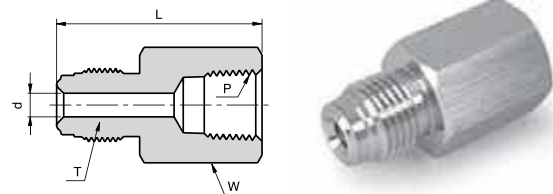
**MALE TO SEAL  
O-RING CONNECTOR**



Ordering Information	Face Seal Size	L		C		B		d		d1		W	T Thread size	T1 Thread size	O-Ring Size
	inch	mm	inch	mm	inch	mm	inch	mm	inch	mm	inch	inch	inch	inch	
P-CMOB 1/4 X 9/16	1/4	33.8	1.33	9.9	0.39	6.4	0.25	4.6	0.18	7.1	0.28	3/4	9/16 -18	9/16 -18	3-906
P-CMOB 1/2 X 7/8	1/2	42.2	1.66	12.7	0.50	10.2	0.40	7.1	0.28	15.0	0.59	1	7/8 -14	7/8 -14	3-910
P-CMOB 1/2 X 9/16	1/2	37.6	1.48	9.9	0.39	6.4	0.25	7.1	0.28	7.1	0.28	15/16	7/8 -14	9/16 -18	3-906

FC

**MALE TO FEMALE  
NPT CONNECTOR**



Ordering Information	Face Seal Size	L		d		W	T Thread Size	P NPT-F
	inch	mm	inch	mm	inch	inch	inch	inch
P-FC 1/4 X 1/8	1/4	35.8	1.41	4.6	0.18	5/8	9/16 -18	1/8
P-FC 1/4 X 1/4	1/4	39.1	1.54	4.6	0.18	3/4	9/16 -18	1/4
P-FC 1/2 X 1/4	1/2	39.1	1.54	10.2	0.40	15/16	7/8 -14	1/4
P-FC 1/2 X 3/8	1/2	44.7	1.76	10.2	0.40	15/16	7/8 -14	3/8
P-FC 1/2 X 1/2	1/2	50.5	1.99	10.2	0.40	1 1/16	7/8 -14	1/2
P-FC 3/4 X 3/4	3/4	59.9	2.36	15.8	0.62	1 5/16	1 1/4 -18	3/4
P-FC 1 X 1	1	63.8	2.51	22.1	0.87	1 5/8	1 1/2 -20	1

Dimensions are for reference only, and are subject to change without notice.  
When ordering, be sure to add the Surface-Finish Designator (either H or E) to the Part Number. (See Material Table, page 157).